

Supplementary material for “Regulatory Offsetting Schemes as
Effective Governmental Self-Binding Device?”

Supplementary Online material

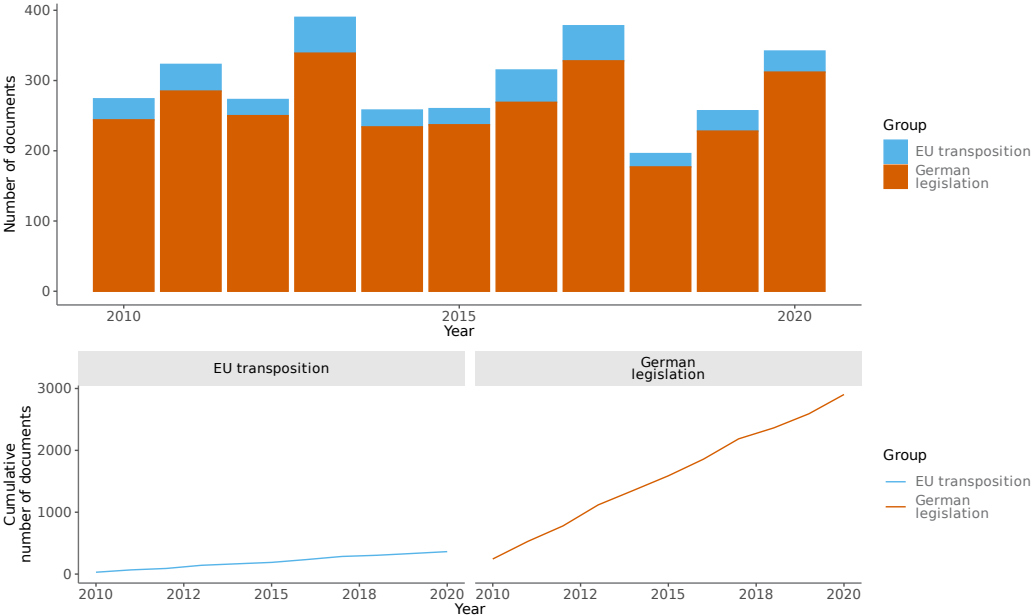
Contents

1	Description	2
2	Results in tabular form	3
3	Year-averaged trends	4

Chapter 1

Description

Figure S1.1: Number of documents over time. Raw and cumulative.



Chapter 2

Results in tabular form

Table S2.1: Main results in tabular form.

Clause	Covariate	Coefficient	SD	95% CI
Restrictive	Restriction 1i1o	0.102	(0.0564)	[-0.0094 : 0.21]
Restrictive	German legislation	-0.163	(0.0432)	[-0.25 : -0.077]
Restrictive	Ideology, average	0.0681	(0.0615)	[-0.051 : 0.19]
Restrictive	Political constraints	-0.027	(0.0419)	[-0.11 : 0.055]
Restrictive	Secondary	-0.165	(0.0356)	[-0.23 : -0.095]
Restrictive	(Intercept)	0.203	(0.0521)	[0.1 : 0.31]
Replacement	Restriction 1i1o	0.0272	(0.0483)	[-0.068 : 0.12]
Replacement	German legislation	0.148	(0.0307)	[0.086 : 0.21]
Replacement	Ideology, average	0.0299	(0.0518)	[-0.073 : 0.13]
Replacement	Political constraints	-0.0059	(0.0392)	[-0.084 : 0.071]
Replacement	Secondary	-0.157	(0.0297)	[-0.22 : -0.1]
Replacement	(Intercept)	-0.0444	(0.0337)	[-0.11 : 0.022]
Termination	Restriction 1i1o	0.0194	(0.049)	[-0.074 : 0.12]
Termination	German legislation	0.138	(0.0321)	[0.074 : 0.2]
Termination	Ideology, average	0.0464	(0.0524)	[-0.055 : 0.15]
Termination	Political constraints	-0.00717	(0.0381)	[-0.083 : 0.067]
Termination	Secondary	-0.152	(0.0306)	[-0.21 : -0.092]
Termination	(Intercept)	-0.037	(0.0345)	[-0.11 : 0.031]

Chapter 3

Year-averaged trends

Figure S3.1: Yearly average of termination instances, over time. Difference between German law and EU transposition.

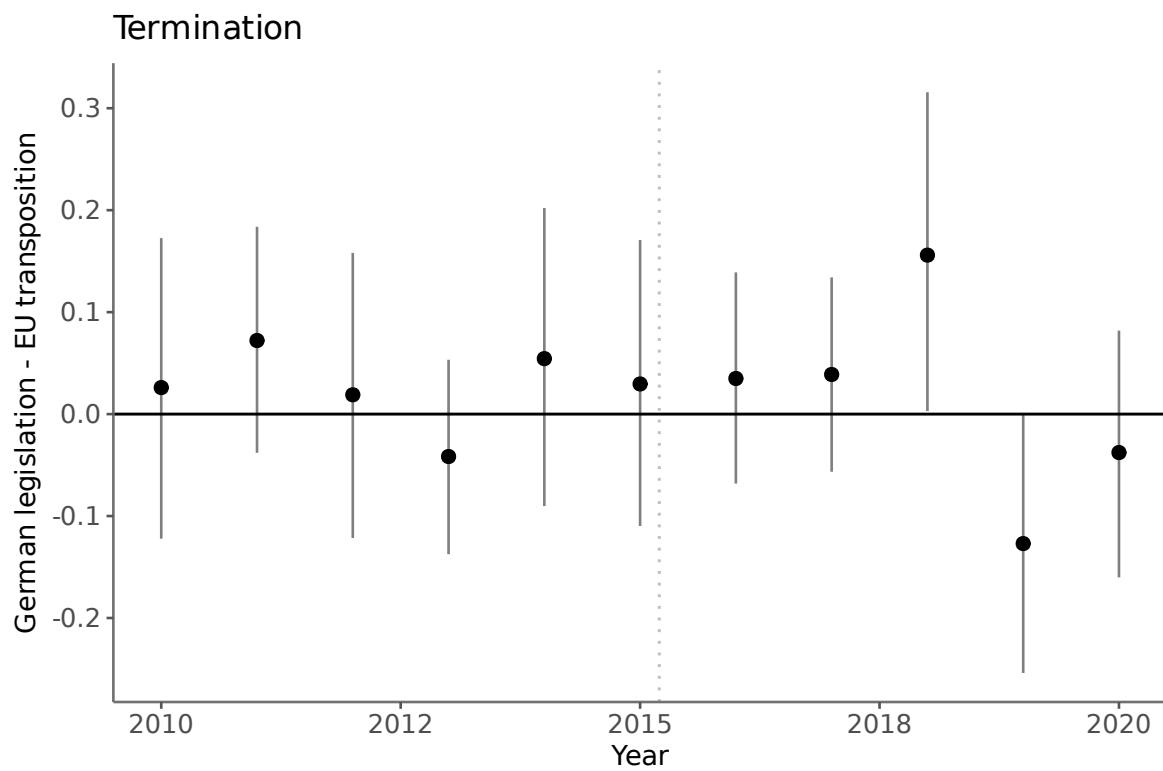


Figure S3.2: Yearly average of replacement instances, over time. Difference between German law and EU transposition.

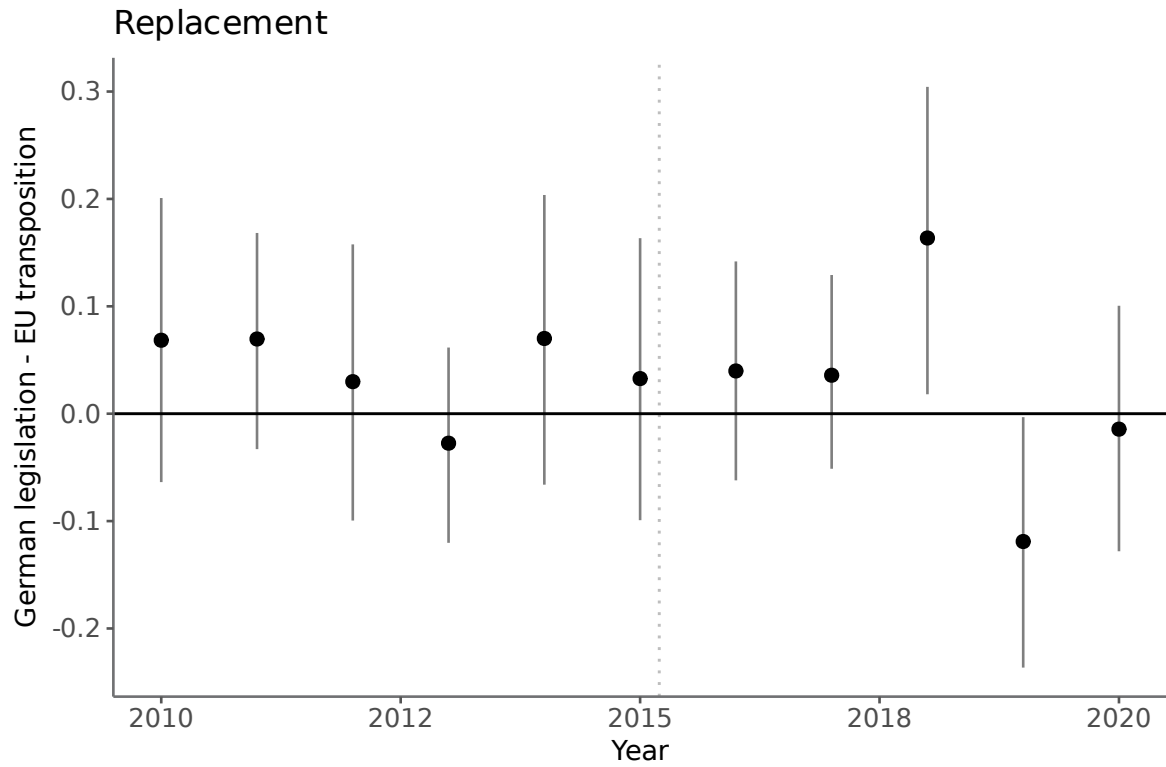
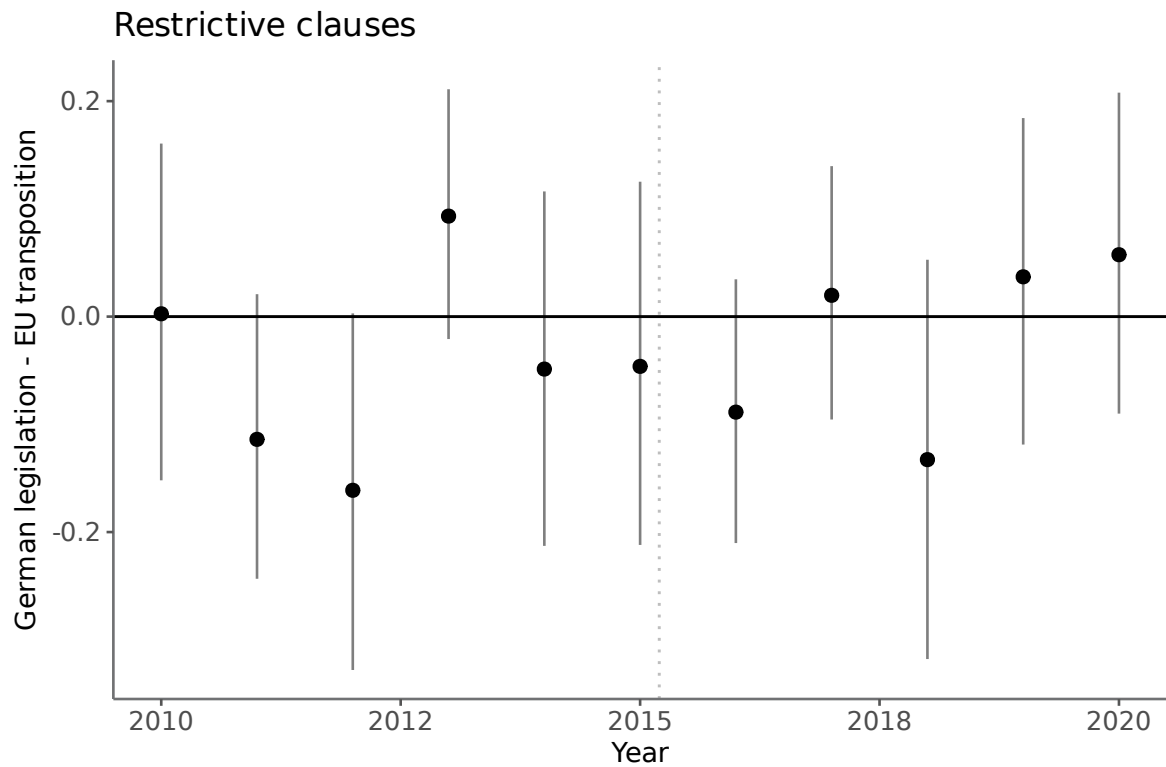


Figure S3.3: Yearly average of restrictive instances, over time. Difference between German law and EU transposition.



	<i>Dependent variable:</i>		
	Termination (1)	Replacement (2)	Restrictive (3)
GroupGerman legislation	0.054 (0.075)	0.087 (0.070)	-0.036 (0.072)
t	-0.003 (0.024)	0.006 (0.023)	-0.004 (0.024)
Size	0.017 (0.027)	0.022 (0.025)	0.384*** (0.026)
GroupGerman legislation:t	-0.011 (0.026)	-0.018 (0.024)	0.005 (0.025)
Constant	0.255*** (0.071)	0.189*** (0.066)	0.537*** (0.068)
Observations	1,778	1,778	1,778
R ²	0.002	0.002	0.120
Adjusted R ²	-0.0002	-0.0001	0.118
Residual Std. Error (df = 1773)	0.539	0.504	0.520
F Statistic (df = 4; 1773)	0.918	0.937	60.650***

Note: *p<0.1; **p<0.05; ***p<0.01

Table S3.1: Simple Frequentist regressions of each outcome against time and its interaction with the legislation type (EU/National) considering only cases before the treatment. None of the interactions are distinguishable from zero, signaling a parallel trend in the pre-treatment period.